



**14 Corfe Place, Maidenhead, SL6 6TL**  
**£215,000 Leasehold**

CHAIN FREE A second floor one bedroom apartment with extended lease. Well presented throughout with double aspect sitting/dining room, well fitted kitchen, electric heating, parking space and easy reach of the town centre and Elizabeth line station.

### **Communal entrance**

Well presented with carpeted staircase to 2nd floor landing

### **Entrance Hall**

### **Bathroom**

White suite of pedestal wash basin, close coupled WC, bath with mixer shower attachment, glazed screen, tiled surrounds to units, tiled floor, heated towel rail, extractor fan

### **Double Bedroom**

Wall mounted electric radiator, built in floor to ceiling wardrobe cupboards

### **Sitting/Dining Room**

Double aspect, storage heater

### **Kitchen**

Well fitted units with work surfaces including inset stainless sink, floor and wall cupboards and drawers, built in oven with ceramic hob and extractor above, tiled splash backs, under work surface space for a washing machine and fridge, airing cupboard with hot water tank

### **Outside**

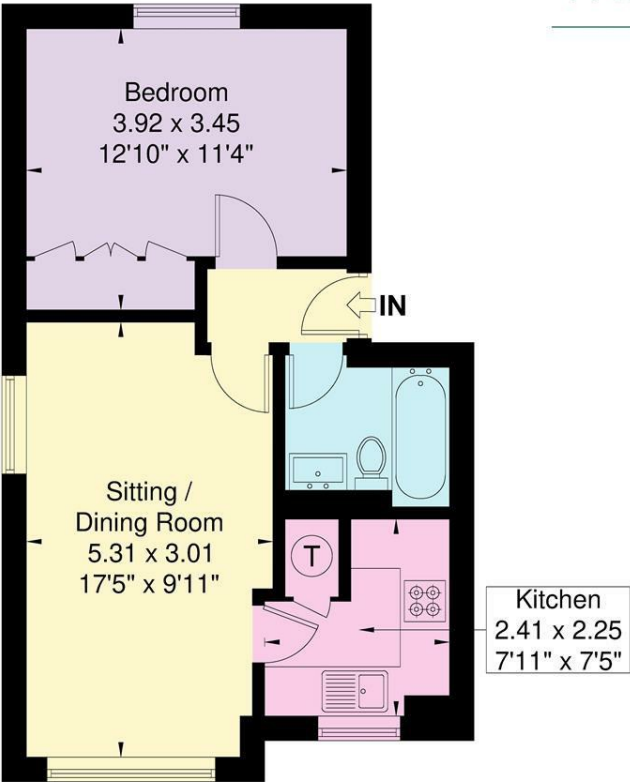
Communal garden with parking space and visitor parking.



Floor Plan

Approximate Floor Area = 39.3 sq m / 423 sq ft

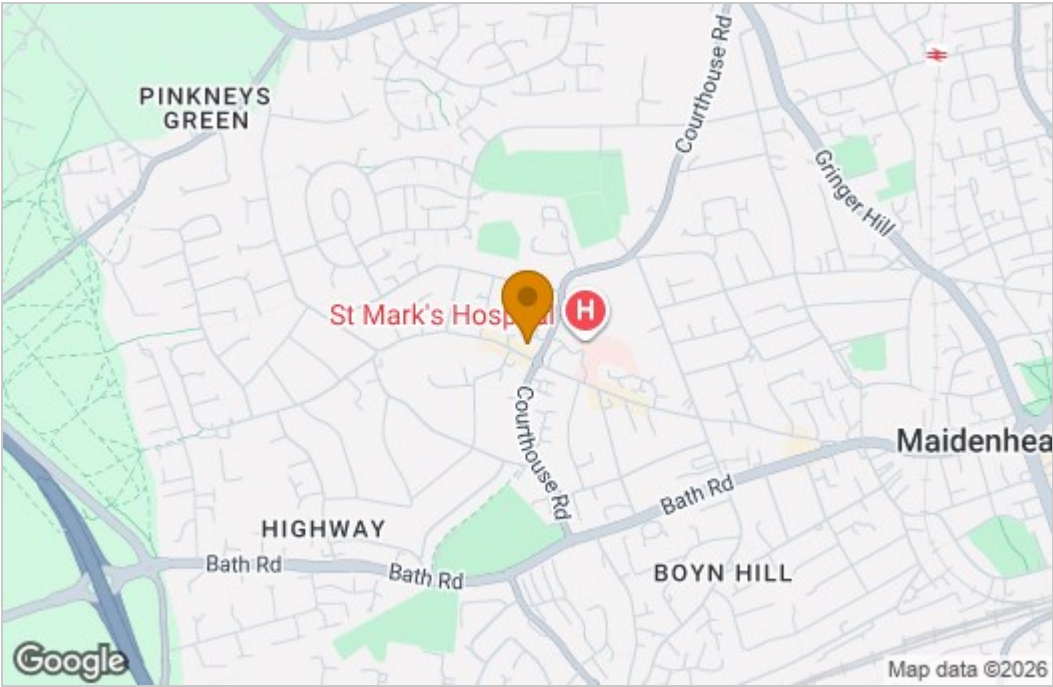
Corfe Place



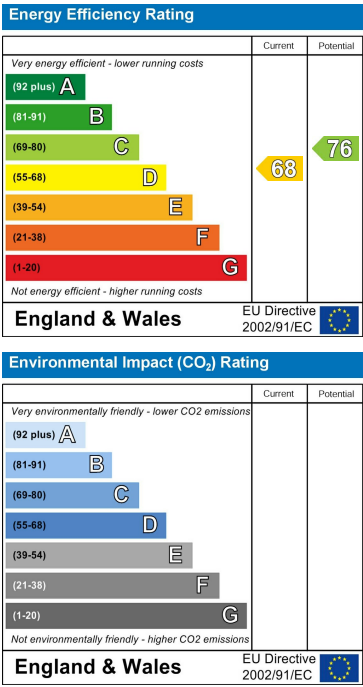
Second Floor

Illustration for identification purposes only, measurements are approximate, not to scale.

Area Map



Energy Efficiency Graph



These particulars, whilst believed to be accurate are set out as a general outline only for guidance and do not constitute any part of an offer or contract. Intending purchasers should not rely on them as statements of representation of fact, but must satisfy themselves by inspection or otherwise as to their accuracy. No person in this firm's employment has the authority to make or give any representation or warranty in respect of the property.